


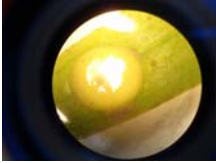












Site _____ Observer _____ Date _____

Type of Organism	Representative Photo ID	# Found in sample
Amphipods		
Bamboo worms		
Chink shell snails		
Chink shell egg mass		
Clam worms		
Coffin box bryozoan		
Common periwinkle		

Isopods		
Juvenile sea star		
Mussel seeds		
Mycid shrimp		
Nudibranch		
Scale worm		
Smooth periwinkle		
Nematodes	